



**Aula  
Vaga  
Cursos**

**ENGLISH COURSE**

**STEP ONE**

**UNITS 1, 2 AND 3**

**BY TEACHER DENER SABINO**

O uso deste material foi planejado para ser item complementar às aulas online de professores parceiros do projeto Aula Vaga Cursos.

A empresa Aula Vaga Cursos tem como objetivo a aplicação de aulas online de baixo custo (de 4% a 8% referente ao salário mínimo) ou gratuitas.

Todo o conteúdo aqui presente é fruto de conhecimento e pesquisa do professor, jornalista e escritor Dener Sabino.

As imagens contidas neste exemplar pertencem ao banco de imagens gratuito pixabay.com seguindo orientações do próprio site: "All content is released under the Pixabay License, which makes them safe to use without asking for permission or giving credit to the artist - even for commercial purposes".

Este exemplar é um convite a todos que desejam estudar a língua inglesa.

**"O educador se eterniza em cada ser que educa"**

Paulo Freire.



# AULA VAGA CURSOS - ENGLISH COURSE

## STEP ONE - UNITS 1, 2 AND 3

### STEP ONE, UNIT ONE: PRONOUNS!

LESSON ONE: THE ALPHABET.....	1
LESSON TWO: PERSONAL PRONOUN.....	3
LESSON THREE: PRESENT SIMPLE.....	5
LESSON FOUR: VERB TO BE (PRESENT SIMPLE).....	7
LESSON FIVE: OBJECT AND POSSESSIVE PRONOUNS.....	9
LESSON SIX: SCHOOL AND ITS COLORS.....	11
LESSON SEVEN: QUESTION WORDS.....	13
LESSON EIGHT: TEXT COMPREHENSION (MONTHS AND DAYS).....	15

### STEP ONE, UNIT TWO: NOUNS!

LESSON ONE: PLURAL FORM.....	17
LESSON TWO: NUMBERS AND HOURS.....	19
LESSON THREE: HAVE AND HAS.....	21
LESSON FOUR: ANIMALS.....	23
LESSON FIVE: BODY.....	25
LESSON SIX: FAMILY.....	27
LESSON SEVEN: DO AND DOES.....	29
LESSON EIGHT: TEXT COMPREHENSION (FAMILY AND CONTRACTIONS).....	31

### STEP ONE, UNIT THREE: ADJECTIVES!

LESSON ONE: FOODS.....	33
LESSON TWO: PAST SIMPLE.....	35
LESSON THREE: VERB TO BE (PAST SIMPLE).....	37
LESSON FOUR: LIKE, LOVE, DON'T LIKE AND HATE.....	39
LESSON FIVE: ACTIVITIES AND SPORTS.....	41
LESSON SIX: ADJECTIVES.....	43
LESSON SEVEN: A AND AN (ARTICLES).....	45
LESSON EIGHT: TEXT COMPREHENSION (PAST SIMPLE).....	47

EXERCISES.....	49
----------------	----

# STEP ONE, UNIT ONE: PRONOUNS!

## LESSON ONE: THE ALPHABET



How do you pronounce the alphabet in English?

A /ei/	B /bi/	C /ci/	D /di/	E /i/	F /éf/	G /dji/
H /eitch/	I /ai/	J /djei/	K /kei/	L /el/	M /em/	N /en/
O /ou/	P /pi/	Q /quiu/	R /ar/	S /es/	T /ti/	U /iu/
V /vi/	W /däbliu/	X /ecs/	Y /uai/	Z /zi/		

Short **é**

**é**

**i**

**ó**

**ã**

**A**

**E**

**I**

**O**

**U**

Long **ei**

**í**

**ai**

**ou**

**iul**



# STEP ONE, UNIT ONE: PRONOUNS!

## LESSON ONE: THE ALPHABET



### Spell your name!



What is your name?

My name is Ravi.

How do you spell your name?

R - A - V - I.

OK, thank you.



### RAVI BABU MAHARAJ (MOUSTACHE)

WHAT'S YOUR FIRST NAME? - MY FIRST NAME IS RAVI.

WHAT'S YOUR MIDDLE NAME? - MY MIDDLE NAME IS BABU.

WHAT'S YOUR LAST NAME? - MY LAST NAME IS MAHARAJ.

WHAT'S YOUR FULL NAME? - MY FULL NAME IS RAVI BABU MAHARAJ.

WHAT IS YOUR NICKNAME? - MY NICKNAME IS MOUSTACHE.

DO THE EXERCISES AVAILABLE ON PAGE 49.





## Do you know English pronouns?

### PERSONAL PRONOUNS

**I** - Eu  
**You** - Você/Tu  
**He** - Ele  
**She** - Ela  
**It** - Isso/Isto  
**We** - Nós  
**You** - Vocês/Vós  
**They** - Eles/Elas

I like you.  
Eu gosto de você.

We are happy.  
Nós somos felizes.

She is beautiful.  
Ela é bonita.

### PAY ATTENTION!

Pronouns are used to replace a noun or a noun phrase, thus avoiding unnecessary repetitions in sentences.



STEP ONE, UNIT ONE: PRONOUNS!  
LESSON TWO: PERSONAL PRONOUN



Can you understand these sentences?



I have a mirror.



You are happy.



He is Indian.



She is blond.



This is an apple.



We are happy.



You are here.



They are sisters.

LOOK AT THE EXAMPLE BELOW:

Ravi is Indian / He is Indian.  
Ravi é indiano / Ele é indiano.



DO THE EXERCISES AVAILABLE ON PAGE 50.



# STEP ONE, UNIT ONE: PRONOUNS!

## LESSON THREE: PRESENT SIMPLE



**PRESENT SIMPLE:** universal truths, feelings, desires, opinions and preferences.

### AFFIRMATIVE FORM

**I work**  
**You work**  
**He works**  
**She works**  
**It works**  
**We work**  
**You work**  
**They work**

**He, She and It**

-o, -z, -ss, -ch, -sh, -x  
Teach = Teaches

Consonant + y  
Fry = Fries

Vowel + y  
Play = Plays

**I work a lot.**

### NEGATIVE FORM

**Don't = I, You, We and They.**  
**I don't like apple.**

**Doesn't = He, She and It.**  
**She Doesn't like apple.**





STEP ONE, UNIT ONE: PRONOUNS!  
LESSON THREE: PRESENT SIMPLE



Let's make sentences with the Present Simple.



I play video game.

I don't play video game.

Do I play video game?



She plays volleyball.

She doesn't play volleyball.

Does she play volleyball?



They play football.

They don't play football.

Do they play football?

## INTERROGATIVE FORM

Do = I, You, We and They.  
Do you like apple?

Does = He, She and It.  
Does she like apple?

DO THE EXERCISES AVAILABLE ON PAGE 51.



STEP ONE, UNIT ONE: PRONOUNS!  
LESSON FOUR: VERB TO BE (PRESENT SIMPLE)



The VERB TO BE is classified as an irregular verb.

## AFFIRMATIVE FORM

I am / I'm  
You are / You're  
He is / He's  
She is / She's  
It is / It's  
We are / We're  
You are / You're  
They are / They're

### Groups

I  
AM

He, She and It  
IS

You, We and They  
Are

I'm sad.

## NEGATIVE FORM

Am = Am not  
I'm not sad.  
Is = Is not / Isn't  
She isn't sad.  
Are = Are not / Aren't  
You aren't sad.



STEP ONE, UNIT ONE: PRONOUNS!  
LESSON FOUR: VERB TO BE (PRESENT SIMPLE)



Let's make sentences with the VERB TO BE.



I'm happy.

I'm not happy.

Am I happy?



She's happy.

She isn't happy.

Is she happy?



They're happy.

They aren't  
happy.

Are they happy?

## INTERROGATIVE FORM

Replace the pronoun and the verb to be.

She is sad.

Is she sad?

Short answer: Yes, she is / No, she isn't.

DO THE EXERCISES AVAILABLE ON PAGE 52.



STEP ONE, UNIT ONE: **PRONOUNS!**  
LESSON FIVE: OBJECT AND POSSESSIVE PRONOUNS



Look at the table below and learn more about pronouns.

SUBJECT PRONOUNS	OBJECT PRONOUNS	POSSESSIVE ADJECTIVES	POSSESSIVE PRONOUNS
I	Me	My	Mine
You	You	Your	Yours
He	Him	His	His
She	Her	Her	Hers
It	It	Its	Its
We	Us	Our	Ours
You	You	Your	Yours
They	Them	Their	Theirs

You love me.  
My car is black.  
This car is mine.

**DEMONSTRATIVE PRONOUNS**

This --> o  
These --> oo  
That --> o  
Those --> oo



# STEP ONE, UNIT ONE: PRONOUNS!

## LESSON FIVE: OBJECT AND POSSESSIVE PRONOUNS




Knowing the difference between subject and object is important.



She likes him.

This is my  
boyfriend.

This smile is  
hers.



Your pen is  
black.

The letter is for  
himself.

Is that pen  
yours?



His glasses are  
beautiful.

We forgot our  
books.

They gave the  
book to me.

## REFLEXIVE PRONOUNS

Reflexive pronouns are terms used when an action performed by the subject focuses on him/herself..

He loves himself.

(Myself, Yourself, Himself, Herself, Itself, Ourselves, Yourselves and Themselves).

DO THE EXERCISES AVAILABLE ON PAGE 53.



STEP ONE, UNIT ONE: PRONOUNS!  
LESSON SIX: SCHOOL AND ITS COLORS



Grab your backpack and let's go to school.




Book



Board



Scissors



Eraser



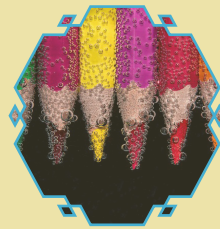
Glue




Notebook




Pen



Pencil



Ruler



Sharpener

## VOCABULARY


The teacher teaches the student.  
The library is next to the classroom.  
My favorite subject is math.  
Are uniforms part of school supplies?  
Is this paper for drawing or writing?




STEP ONE, UNIT ONE: PRONOUNS!  
LESSON SIX: SCHOOL AND ITS COLORS



How many colors are there in your paint collection?



Blue



Red




Yellow



Black



White



Green




Pink



Orange



Brown



Grey

DIFFERENCES BETWEEN BRITISH ENGLISH AND NORTH AMERICAN ENGLISH.



May i get the rubber?

What is your favourite colour?

Can i get the eraser?

What is your favorite color?



DO THE EXERCISES AVAILABLE ON PAGE 54.



STEP ONE, UNIT ONE: PRONOUNS!  
LESSON SEVEN: QUESTION WORDS



Question words are used to formulate questions.

What

What is your name?

Where

Where is the party?

When

When is the party?

Why

Why do you love me?

Which

Which do you want?

## HOW

How are you?

How old are you?

How many dogs do you have? (countable)

How much money do you need? (uncountable)

How long have you lived here?

How far is the beach?





STEP ONE, UNIT ONE: PRONOUNS!  
LESSON SEVEN: QUESTION WORDS



Coincidentally all these words have "W" and "H".

What's your name? My name is \_\_\_\_\_.

Where is Brazil? Brazil is in South America.

When's the party? The party will be tomorrow.

Why do you love me? Because you are cool.

Who is she? She's my sister.

## WHO, WHOM AND WHOSE

Who are you?

With whom are you going?

Whose pens are these?

Who (subject/people), Whom (object/people), Whose (object/people) and Which (subject/things).

DO THE EXERCISES AVAILABLE ON PAGE 55.



STEP ONE, UNIT ONE: PRONOUNS!  
LESSON EIGHT: TEXT COMPREHENSION (MONTHS AND DAYS)



Can you understand all the dates given in the text below?

THE BEST COMMEMORATIVE DATES OF THE YEAR.

January is New Year, fireworks and people wearing white.  
February has Carnival, but it's better in Brazil.  
March has Easter and I love chocolate.  
April the whole world talks about health.  
May is mom's month.  
June is Dad's month, but it can be the month of delicious foods if you're in Brazil.  
July is the month of independence in the United States.  
August has summer vacation.  
September the world fights to prevent the ozone layer.  
October has World Food Day and in Brazil Teachers' Day.  
November my family gets together for Thanksgiving.  
December, for us Latinos, we celebrate Christmas.  
And you? What do you celebrate?

MONTHS OF THE YEAR

January, February, March, April, May, June, July, August,  
September, October, November and December.

I was born on July 3<sup>rd</sup>, 1991.



STEP ONE, UNIT ONE: PRONOUNS!  
LESSON EIGHT: TEXT COMPREHENSION (THE MONTHS AND DAYS)



Try to translate the song below. Underline the words you know.

♪ FRIDAY I'M IN LOVE - THE CURE (1992) ♪

I don't care if Monday's blue  
Tuesday's grey and Wednesday too  
Thursday, I don't care about you  
It's Friday, I'm in love  
Monday you can fall apart  
Tuesday, Wednesday break my heart  
Oh, Thursday doesn't even start  
It's Friday, I'm in love  
Saturday, wait  
And Sunday always comes too late  
But Friday, never hesitate(...)

## DAYS OF THE WEEK

Monday, Tuesday, Wednesday, Thursday, Friday, Saturday and  
Sunday.

I was born on a Wednesday.

DO THE EXERCISES AVAILABLE ON PAGE 56.



# STEP ONE, UNIT TWO: NOUNS!

## LESSON ONE: PLURAL FORM



Do you know how to use the plural form of nouns?

### BASIC RULE (S)

Apple - Apples / Banana - Bananas / Table - Tables...

### S - SS - SH - CH - X - Z - O (ES)

Bus - Buses / Class - Classes / Dress - Dresses / Fox - Foxes /  
Wish - Wishes / Hero - Heroes / Tomato - Tomatoes...

### F - FE (VES)

Leaf- Leaves / Life- Lives / Wolf- Wolves..

### OO (EE)

Goose- Geese / Tooth - Teeth / Foot- Feet...

### MAN (MEN)


Woman- Women / Man - Men / Policeman - Policemen...

### IRREGULAR PLURALS

Glasses - Glasses / Sheep - Sheep /  
Roof - Roofs / Photo- Photos...

### SOME IRREGULARS ARE MORE DIFFICULT TO RECOGNIZE

Mouse - Mice  
Child - Children  
Cactus - Cacti  
Fungus - Fungi



**STEP ONE, UNIT TWO: NOUNS!**  
**LESSON ONE: PLURAL FORM**



**Let's compare the singular sentences with the plural ones.**

**I ate an apple. / I ate two apples.**

**I have a blue dress. / I have two blue dresses.**

**The wolf was in the forest. / The wolves were in the forest.**

**My tooth is clean. / My teeth are clean.**

**The woman bought the dress. / the women bought the dresses.**

**I broke my glasses. / I broke my glasses.**

**CONSONANT + Y**

**Baby = Babies**  
**(Consonant [b] + y)**

**Boy = Boys**  
**(Vowel [o] + y)**

**DO THE EXERCISES AVAILABLE ON PAGE 57.**



# STEP ONE, UNIT TWO: NOUNS!

## LESSON TWO: NUMBERS AND HOURS



Can we learn from one to a thousand in a few numbers?

### 0 - Zero

- 1 - One
- 2 - Two
- 3 - Three
- 4 - Four
- 5 - Five
- 6 - Six
- 7 - Seven
- 8 - Eight
- 9 - Nine

### 10 - Ten

- 11 - Eleven
- 12 - Twelve
- 13 - Thirteen
- 14 - Fourteen
- 15 - Fifteen
- 16 - Sixteen
- 17 - Seventeen
- 18 - Eighteen
- 19 - Nineteen

### 20 - Twenty

21 - Twenty-one

### 30 - Thirty

32 - Thirty-two

### 40 - Forty

43 - Forty-three

### 50 - Fifty

54 - Fifty-four

### 60 - Sixty

65 - Sixty-five

### 70 - Seventy

76 - Seventy-six

### 80 - Eighty

87 - Eighty-seven

### 90 - Ninety

98 - Ninety-eight

### 100 - One hundred

101 - One hundred one

### 200 - Two hundred

235 - two hundred (and) thirty-five

### 300 - Three hundred

349 - Three hundred (and) forty-nine

### 400 - Four hundred

413 - Four hundred (and) thirteen

### 500 - Five hundred

572 - Five hundred (and) seventy-two

### 600 - Six hundred

605 - Six hundred five

### 700 - Seven hundred

755 - Seven hundred (and) fifty-five

### 800 - Eight hundred

888 - Eight hundred (and) eighty-eight

### 900 - Nine hundred

921 - Nine hundred (and) twenty-one

### 1000 - A/One thousand

1234 - One thousand, two hundred and thirty-four

## ORDINAL NUMBERS

1st - First

2nd - Second

3rd - third

4th - Fourth / 25th - Twenty-fifth

31st - Thirty-first



# STEP ONE, UNIT TWO: NOUNS!

## LESSON TWO: NUMBERS AND HOURS



What time is it? it's time to learn about the hours.

1:00 - It's one o'clock

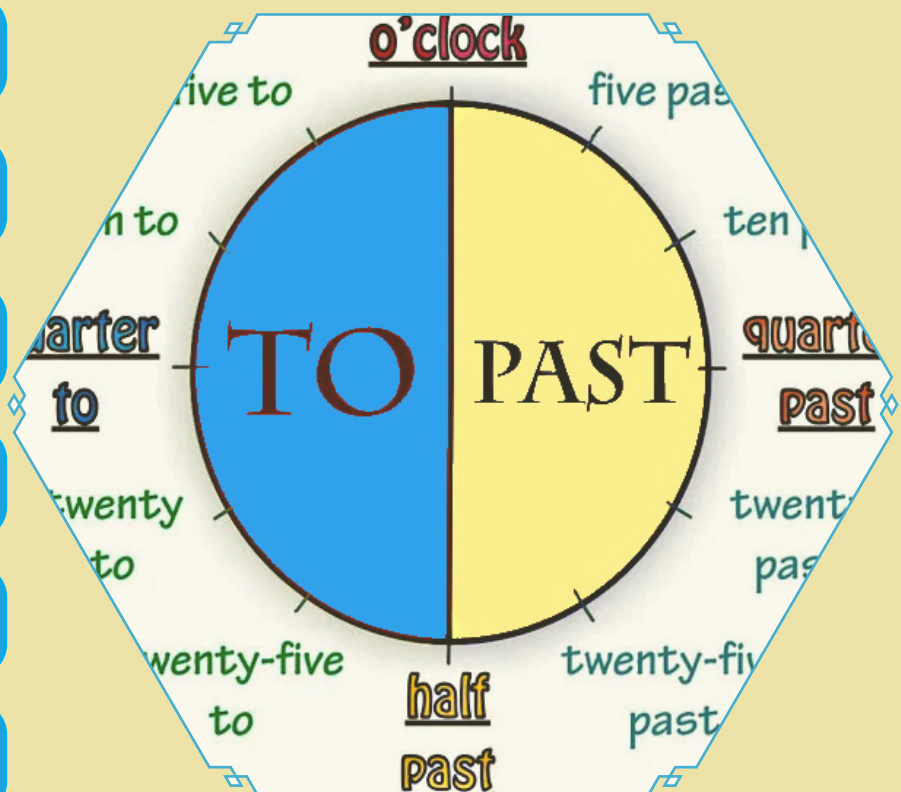
2:10 - It's ten past two

2:15 - It's a quarter past two

3:30 - It's half past three

4:45 - It's a quarter to five

5:35 - It's twenty-five to six



## EXPRESSIONS ABOUT HOURS

Midday: twelve o'clock (day)

Midnight: twelve o'clock (night)

a.m.: between 0:00 - 11:59

p.m.: between 12:00 - 23:59

The day has morning, afternoon and evening (night).

The sequence of days is yesterday, today and tomorrow.

DO THE EXERCISES AVAILABLE ON PAGE 58.





## When to use have or has? What is the have got?

### VERB HAVE/HAS

I have - I have a blue pen.  
You have - You have a blue pen.  
He has - He has a blue pen.  
She has - She has a blue pen.  
It has - It has a blue pen.  
We have - We have a blue pen.  
You have - You have a blue pen.  
They have - They have a blue pen.

### HAVE GOT/HAS GOT

In British English, have is accompanied by got,  
but it still has the same meaning.

I have got a blue pen.  
She has got a blue pen.





STEP ONE, UNIT TWO: **NOUNS!**  
LESSON THREE: HAVE AND HAS



Can you translate the sentences below?



I have a dog.

She has a long hair.

We have a big house.

He has a car.

I don't have a dog.

She doesn't have a long hair.

We don't have a big house.

He doesn't have a car.

Do you have a dog?

Does she have a long hair?

Do we have a big house?

Does he have a car?

## NEGATIVE FORM

We do not put the verb have/has in the negative, but we use the negative form of the verb do/does.

I don't have a blue pen.

She doesn't have a blue pen.

DO THE EXERCISES AVAILABLE ON PAGE 59.



STEP ONE, UNIT TWO: NOUNS!  
LESSON FOUR: ANIMALS



Let's go to the zoo! What animals do you know?



Rhino



Alligator



Elephant



Giraffe



Ape



Hippo



Lion



Ostrich



Shark



Zebra

## SIMILAR ANIMALS

Crocodiles' teeth are visible, while alligators' teeth are inside their mouths.

Apes don't have tails, monkeys do.

The rat is bigger than the mouse, but people call any domestic rodent a mouse.

The bull is the animal's natural form, the ox is an animal fattened for slaughter.

The dog and the wolf are considered the same animal, but one is domestic and the other wild.



STEP ONE, UNIT TWO: NOUNS!  
LESSON FOUR: ANIMALS



Which of these animals would you have at home?



Fish



Bird



Bull



Cat



Dog



Frog



Horse



Mouse



Snake



Spider

MALE AND FEMALE

Bull and Cow  
Pig and Sow  
Horse and Mare  
Rooster and Hen

DO THE EXERCISES AVAILABLE ON PAGE 60.



STEP ONE, UNIT TWO: NOUNS!  
LESSON FIVE: BODY



Let's learn about body parts!



Arm



Chest



Hair



Foot



Hand



Leg



Knee



Head



Belly



Shoulder

DISCOVER THE BODY PART

The giraffe has a long neck.  
I wear the backpack on my back.  
She loves to paint her nails.  
She puts lipstick on her lips.



STEP ONE, UNIT TWO: **NOUNS!**  
LESSON FIVE: **BODY**



Now let's talk about small, but very important parts.



Nose




Mouth



Ear



Eye



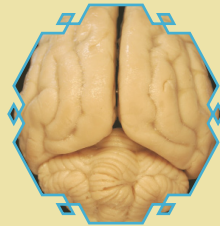
Finger



Toe



Heart



Brain



Tongue



Elbow

**DISCOVER THE BODY PART**

My skin is darker than his.  
The fighter has big muscles.  
When he fell, he broke a bone.  
He has a stomach ache.

DO THE EXERCISES AVAILABLE ON PAGE 61.



STEP ONE, UNIT TWO: NOUNS!  
LESSON SIX: FAMILY



Can you create your family tree?



Father and daughter



Mother and son



Parents and their baby



Grandmother and her granddaughter



Grandfather



Grandparents



aunt and her niece



Uncle and his nephew



brother and sister



Cousins

UNSCRAMBLING NAMES

Male: grandfather, father, uncle, grandson, son, nephew and brother.

Female: grandmother, mother, aunt, granddaughter, daughter, niece and sister.





## Fun facts about my family.

My grandma (grandmother) makes delicious cakes.

My dad (father) beat me at video games.

My mom (mother) loves to dance.

My grandpa (grandfather) loves football.

I have two brothers and one sister.

My uncle loves to travel.

## OTHER RELATIVES

For your boyfriend or girlfriend's relatives, add the term "in-law" at the end of the word (mother-in-law).  
For the family of your parents' husband or wife, we add the term "step" before the word (stepmother).





The verb “do/does” can help indicate the tense of the sentence.

### PRESENT TENSE AUXILIARY VERB

I do  
You do  
He does  
She does  
It does  
We do  
You do  
They do

Do you do your homework?

Does she like apples?

Do they want cookies?

Does he play video games?

### DO AND DOES AS VERBS (NOT AS AUXILIARIES)

She does her homework.  
I do my exercises in the morning.  
We do everything for our kids.  
He does his best at work.





STEP ONE, UNIT TWO: **NOUNS!**  
LESSON SEVEN: DO AND DOES



Read the dialog below and see how “do and does” work.



Good morning! Do you have grandchildren?

Yes, I do. I have a granddaughter and a grandson.

Do they make a lot of mess?

No, they don't. They are very calm and loving.



## NEGATIVE FORM

She doesn't do her homework.

I don't play video games.

He doesn't eat apples.

We don't want to work.

DO THE EXERCISES AVAILABLE ON PAGE 63.





## How is your relationship with your family?

### MY FAMILY AT HOME.

My family lives in a small house. It's simple but pretty. It has a large garden. I like to work in the garden, but my sister hates to work in the garden. She prefers to read. She reads in the morning, in the afternoon and at night.

I give all of the vegetables to mom and dad. They like to cook in our small kitchen. I eat any vegetable, but my sister eats only a few.


My family always eats breakfast and dinner together. We talk. We laugh. Then my sister washes the dishes.

At night dad likes to listen to music. Mom works on the computer. I watch television. And my sister reads.

Soon we go to bed. My parents go to bed late, but my sister and I go to bed early. I'm ready to go to sleep but my sister wants to keep reading.

### CAN YOU FIND THE VERBS FROM THE TEXT?

Lives, is, has, like, work, hates, prefers, read, give, cook, eat, talk, laugh, washes, listen, watch, go, sleep, wants and keep.



STEP ONE, UNIT TWO: **NOUNS!**  
LESSON EIGHT: TEXT COMPREHENSION (FAMILY AND CONTRACTIONS)



Scientists at the University of Groningen (Netherlands) have chosen this song as the happiest in the world.

♪ DON'T STOP ME NOW - QUEEN (1979) ♪

Tonight, I'm gonna have myself a real good time  
I feel alive

And the world, I'll turn it inside out, yeah!

I'm floating around in ecstasy

So don't stop me now

Don't stop me

'Cause I'm having a good time, having a good time

I'm a shooting star leaping through the sky

Like a tiger defying the laws of gravity

I'm a racing car passing by, like Lady Godiva(...)

## CONTRACTIONS

I'm - I am

Don't - Do not

I'll - I will

'Cause - Because

DO THE EXERCISES AVAILABLE ON PAGE 64.



# STEP ONE, UNIT THREE: ADJECTIVES!

## LESSON ONE: FOODS



What do you eat for lunch? In Brazil, we love the traditional "PF".



Rice



Bean



Steak




French  
fries



Salad



Sauce



Pasta



Pepper



Salt



Juice

## WHAT DO AMERICANS EAT?

Pasta and cheese (mac n' cheese), fried chicken, hamburger, meatloaf, pork ribs, hot dog, apple pie, pancake, cheesecake and waffle.



STEP ONE, UNIT THREE: ADJECTIVES!  
LESSON ONE: FOODS



How is your breakfast? Nutritionists say it is very important.



Milk



Coffee



Bread



Butter



Cheese



Ham



Mango



Strawberry



Cake



Sugar

WHAT IS THE FRUIT?

Coconut has water inside.

Starfruit looks like something in the sky.

Passion fruit is sour and is used to make sweets.

Watermelon is so big that it doesn't fit on the plate.

DO THE EXERCISES AVAILABLE ON PAGE 65.



STEP ONE, UNIT THREE: ADJECTIVES!  
LESSON TWO: PAST SIMPLE



**PAST SIMPLE:** is used to indicate past actions already completed.

## AFFIRMATIVE FORM

I worked  
You worked  
He worked  
She worked  
It worked  
We worked  
You worked  
They worked

### Examples

Talk - Talked  
Like - Liked  
Play - Played  
Study - Studied

I worked a lot.

## IRREGULAR VERBS

Buy - Bought  
Do - Did  
Drink - Drank  
Go - Went  
Eat - Ate  
Cut - Cut



STEP ONE, UNIT THREE: ADJECTIVES!  
LESSON TWO: PAST SIMPLE



Let's make sentences with the Past Simple.



I played video game.

I didn't play video games.

Did I play video game?



She studied yesterday.

She didn't study yesterday

Did she study yesterday?



They liked the cake.

They didn't like the cake.

Did they like the cake?

INTERROGATIVE AND NEGATIVE FORM

Do/Does - Did

Do I work a lot? - Did I work a lot?

Do/Does not - Did not (Didn't)

I worked a lot - I didn't work a lot.

DO THE EXERCISES AVAILABLE ON PAGE 66.



STEP ONE, UNIT THREE: ADJECTIVES!  
LESSON THREE: VERB TO BE (PAST SIMPLE)



The VERB TO BE is classified as an irregular verb.

## AFFIRMATIVE FORM

I was  
You were / You're  
He was / He's  
She was / She's  
It was / It's  
We were / We're  
You were / You're  
They were / They're

### Groups

I, He, She and It  
Was

You, We and They  
Were

I was sad.

## NEGATIVE FORM

Was = Was not / Wasn't  
She wasn't sad.  
Were = Were not / Weren't  
You weren't sad.





STEP ONE, UNIT THREE: ADJECTIVES!  
LESSON THREE: VERB TO BE (PAST SIMPLE)



Let's make sentences with the VERB TO BE.



I was happy.

I wasn't happy.

Was I happy?



She was happy.

She wasn't  
happy.

Was she happy?



They were  
happy.

They weren't  
happy.

Were they  
happy?

## INTERROGATIVE FORM

Replace the pronoun and the verb to be.

She was sad.

Was she sad?

Short answer: Yes, she was / No, she wasn't.

DO THE EXERCISES AVAILABLE ON PAGE 67.



STEP ONE, UNIT THREE: ADJECTIVES!  
LESSON FOUR: LIKE, LOVE, DON'T LIKE AND HATE



## What do you like? What you don't like?

### LIKE, DON'T LIKE, LOVE AND HATE

I like to surf.  
I like surfing.  
She likes to play video games.  
She likes playing video games.  
I like cake. (cake isn't a verb)

I love to surf.  
I love surfing.  
She loves to surf.  
She loves surfing.  
I love cake.

I don't like to surf.  
I don't like surfing.  
She doesn't like to play games.  
She doesn't like playing games.  
I don't like cake. (cake isn't a verb)

I hate to surf.  
I hate surfing.  
She hates to surf.  
She hates surfing.  
I hate cake.

### VERBS WITH INFINITIVE

I hope to see you next week.  
Ex: learn, refuse, tend and other similar things.



STEP ONE, UNIT THREE: ADJECTIVES!  
LESSON FOUR: LIKE, LOVE, DON'T LIKE AND HATE



Like, love and hate make it possible to use or not use "ing".



I love mice.

She doesn't like mice.

My mom hates mice.



She likes to study / studying.

We don't like to study / studying.

They love to study / studying.



She loves to work / working.

I like to work / working.

You hate to work / working.

## VERBS WITH ING

I avoid going to the dentist.

Ex: admit, deny, report and other similar things.

DO THE EXERCISES AVAILABLE ON PAGE 68.



STEP ONE, UNIT THREE: ADJECTIVES!  
LESSON FIVE: ACTIVITIES AND SPORTS



Do you practice any physical activity?



Jump



Hit



Climb



Walk



Kick



Dance



Win



Lose



Fly



Run

CURIOSITIES

American football and soccer (football) aren't the same sport. Sports aren't just muscular activities, they are also those that work on the brain. The most popular sports in the world are football, cricket, hockey, tennis and volleyball.



STEP ONE, UNIT THREE: ADJECTIVES!  
LESSON FIVE: ACTIVITIES AND SPORTS



What sports do you know? Have you practiced any?



Basketball



Volleyball



Race



Football  
(Soccer)



Cycling



Swimming



Tennis



Athletics



Martial arts



E-sports

INDOOR SPORTS AND OUTDOOR SPORTS

Outdoor Sports

Football, Basketball, Volleyball and Athletics.

Indoor Sports

Chess, Table Tennis, Yoga and Aerobics.

DO THE EXERCISES AVAILABLE ON PAGE 69.



STEP ONE, UNIT THREE: ADJECTIVES!  
LESSON SIX: ADJECTIVES



Adjectives are words that characterize nouns.

ADJECTIVES

I have a **black** car.  
(Adjective appears before the noun)

The **happy** girl went to the party.

The car is **black**.  
(is - linking verb)

The girl who attended the party  
looks **happy**.

ORDER OF ADJECTIVES

Opinion > size > age > shape > color > origin > religion >  
material > purpose > noun.

Ex: They prefer the **old paper** bag.  
(old - age / paper - material)



STEP ONE, UNIT THREE: ADJECTIVES!  
LESSON SIX: ADJECTIVES



Let's create sentences with adjectives!

The boy has a blue ball.

Rio de Janeiro is very beautiful.

The shoes were ugly and old.

The ugly and old shoes were very expensive.

There was a tall young boy at the gate.

## OTHER ADJECTIVES

Rich and poor

Big and small

Thin and fat

Young and old

Happy and sad

DO THE EXERCISES AVAILABLE ON PAGE 70.



STEP ONE, UNIT THREE: ADJECTIVES!  
LESSON SEVEN: A AND AN (ARTICLES)



Articles are represented by only three forms: “a, an and the”.

ARTICLES

The car is new.  
(thing)

The boy is smart.  
(male)

The girl is happy.  
(female)

I saw a dog.  
I have a cat.  
(article + consonant)

I ate an orange.  
I picked an apple.  
(article + vowel)

NO ARTICLE

People names, place names, languages, sports, subjects, possessive pronouns, plural nouns used in a general sense, days of the week, colors, positions accompanied by a proper name, expressions of time with last and next.





STEP ONE, UNIT THREE: ADJECTIVES!  
LESSON SEVEN: A AND AN (ARTICLES)



The article "the" is definite and the articles "a and an" are undefined.

The backpack is blue.

The girls are playing.

He is eating an apple.

This is a dictionary.

He is a veterinarian.

## EXCEPTIONS

A - words that begin with "one", "u", "ew" and "eu".  
Ex: a university, a ewe, a european and a one-story house.

An - words that begin with "h" (mute).  
Ex: an hour.

DO THE EXERCISES AVAILABLE ON PAGE 71.



STEP ONE, UNIT THREE: ADJECTIVES!  
LESSON EIGHT: TEXT COMPREHENSION (PAST SIMPLE)



Read the text below and find the indicated verb tense.

LAST YEAR.

I visited my mother and studied French. I didn't have many problems and I made a lot of friends. I went to the USA and learned English a lot too. I saw different places and had time to take pictures. I didn't drink beer, I drank only soda. I ate barbecue and slept late on weekends. I started a business and worked a lot. My business helped me learn and understand things. I didn't want to live in the USA because I love Brazil. My life changed and I had many things to do every day. I also finished what I started in 2003: an English course. I didn't lose anything, I only won. This was the best year of my life. Everything went fine.

PUT THE VERBS IN ORDER

Regular

Visited, Studied...

Irregular

Did, made...



**STEP ONE, UNIT THREE: ADJECTIVES!**  
**LESSON EIGHT: TEXT COMPREHENSION (PAST SIMPLE)**



**“Did” is used for questions and negatives in the Past Simple.**

♪ **WISH YOU WERE HERE - PINK FLOYD (1975)** ♪

**Did they get you to trade  
Your heroes for ghosts?  
Hot ashes for trees?  
Hot air for a cool breeze?  
Cold comfort for change?  
Did you exchange  
A walk on part in the war  
For a lead role in a cage?  
How I wish  
How I wish you were here  
We're just two lost souls  
Swimming in a fish bowl  
Year after year  
Running over the same old ground  
What have we found?(...)**

**VERB TO BE**

**Present Simple**  
am / is / are

**Past Simple**  
was / were

**DO THE EXERCISES AVAILABLE ON PAGE 72.**



STEP ONE, UNIT ONE: PRONOUNS!  
EXERCISE ONE: THE ALPHABET



1 - TRY TO SPELL THE ALPHABET CORRECTLY:

( ) Yes, I did it. / ( ) Sorry, I couldn't.

2 - SPELL YOUR FIRST NAME:

A:

3 - SPELL YOUR MIDDLE NAME:

A:

4 - SPELL YOUR LAST NAME:

A:

5 - SPELL ONLY THE VOWELS:

A: \_ \_ \_ \_ \_



1 - COMPLETE THE TABLE BELOW:

I	_____
You	_____
_____	Ele
She	_____
It	_____
_____	Nós
_____	Vocês/Vós
_____	Eles/Elas

2 - MAKE FIVE SENTENCES WITH PRONOUNS:

A:

A:

A:

A:

A:

STEP ONE, UNIT ONE: PRONOUNS!  
EXERCISE THREE: PRESENT SIMPLE



1 - COMPLETE THE TABLE BELOW:

I	Dance
You	_____
_____	Dances
She	_____
It	_____
We	_____
_____	Dance
They	_____

2 - MAKE FIVE SENTENCES WITH PRESENT SIMPLE:

A:

A:

A:

A:

A:

STEP ONE, UNIT ONE: PRONOUNS!  
EXERCISE FOUR: VERB TO BE (PRESENT SIMPLE)



1 - COMPLETE THE TABLE BELOW:

I	_____
_____	are
_____	is
She	_____
It	_____
_____	are
You	_____
_____	are

2 - MAKE FIVE SENTENCES WITH VERB TO BE:

A:

A:

A:

A:

A:

**STEP ONE, UNIT ONE: PRONOUNS!**  
**EXERCISE FIVE: OBJECT AND POSSESSIVE PRONOUNS**



**1 - MAKE A SENTENCE WITH AN OBJECT PRONOUN:**

A:

**2 - MAKE A SENTENCE WITH A POSSESSIVE PRONOUN:**

A:

**3 - MAKE A SENTENCE WITH A POSSESSIVE ADJECTIVE PRONOUN:**

A:

**4 - MAKE A SENTENCE WITH A DEMONSTRATIVE PRONOUN:**

A:

**5 - MAKE A SENTENCE WITH A REFLEXIVE PRONOUN:**

A:



**STEP ONE, UNIT ONE: PRONOUNS!**  
**EXERCISE SIX: SCHOOL AND ITS COLORS**



**1 - WRITE FIVE COLORS AND FIVE SCHOOL SUPPLIES IN ENGLISH WITH ITS TRANSLATION:**

1 -  
2 -  
3 -  
4 -  
5 -

6 -  
7 -  
8 -  
9 -  
10 -

**2 - SEARCH FOR OTHER COLORS AND SCHOOL SUPPLIES THAT AREN'T LISTED IN OUR CLASSES:**

1 -  
2 -  
3 -  
4 -  
5 -

6 -  
7 -  
8 -  
9 -  
10 -



**1 - MAKE FIVE SENTENCES WITH QUESTION WORDS:**

A:

A:

A:

A:

A:

**2 - MAKE THREE SENTENCES WITH HOW:**

A:

A:

A:

**STEP ONE, UNIT ONE: PRONOUNS!**  
**EXERCISE EIGHT: MY FIRST TEXT**



**1 - THE BIG TIME HAS COME! MAKE YOUR FIRST TEXT WITH THE  
THEME: "MY BIRTHDAY":**

A large, empty white rectangular area intended for writing a text response to the exercise prompt.

**STEP ONE, UNIT TWO: NOUNS!**  
**EXERCISE ONE: PLURAL FORM**



**1 - CHANGE THE WORDS BELOW TO THE PLURAL FORM:**

Dress  
Hero  
Wolf  
Baby  
Key  
Tooth  
Policeman

**2 - MAKE FIVE SENTENCES WITH PLURAL FORMS:**

A:

A:

A:

A:

A:

STEP ONE, UNIT TWO: **NOUNS!**  
EXERCISE TWO: NUMBERS AND HOURS



**1 - COMPLETE THE TABLE BELOW:**

1 - 2 - 3 - 4 - 5      one - two -

10 - 21 - 32 - 43 - 54      ten -

101 - 245 - 399

1000 - 1234

**2 - WHAT TIME IS IT?**

5:00:

3:15:

4:45:

6:10:

7:50:



## 1 - COMPLETE THE TABLE BELOW:

I ha\_\_  
You ha\_\_  
He ha\_\_  
She ha\_\_  
It ha\_\_  
We ha\_\_  
You ha\_\_  
They ha\_\_

## 2 - MAKE FIVE SENTENCES WITH HAVE/HAS:

A:

A:

A:

A:

A:



**1 - WRITE THE NAME OF 20 ANIMALS:**

A:

**2 - MAKE FIVE SENTENCES WITH ANIMALS:**

A:

A:

A:

A:

A:



**1 - WRITE THE NAME OF 20 BODY PARTS:**

A:

**2 - MAKE FIVE SENTENCES WITH BODY PARTS:**

A:

A:

A:

A:

A:





**1 - WRITE THE NAME OF 20 FAMILY MEMBERS:**

A:

**2 - MAKE FIVE SENTENCES WITH FAMILY MEMBERS:**

A:

A:

A:

A:

A:



**1 - MAKE NINE SENTENCES WITH DO/DOES:**

A:

A:

A:

A:

A:

A:

A:

A:

A:



**1 - WRITE A TEXT ABOUT YOUR FAMILY:**

A large, empty white rectangular area intended for writing a text about the student's family.

STEP ONE, UNIT THREE: ADJECTIVES!  
EXERCISE ONE: FOODS



1 - WRITE THE NAME OF 20 FOODS:

A:

2 - MAKE FIVE SENTENCES WITH FOODS:

A:

A:

A:

A:

A:

STEP ONE, UNIT THREE: ADJECTIVES!  
EXERCISE TWO: PAST SIMPLE



1 - CHANGE THE WORDS BELOW TO THE PAST FORM:

Like -  
Walk -  
Study -  
Play -  
Eat -

2 - MAKE FIVE SENTENCES WITH PAST SIMPLE:

A:

A:

A:

A:

A:



**1 - CHANGE THE WORDS BELOW TO THE PAST FORM:**

Am

Is

Are

**2 - MAKE FIVE SENTENCES WITH VERB TO BE:**

A:

A:

A:

A:

A:

**STEP ONE, UNIT THREE: ADJECTIVES!**  
**EXERCISE FOUR: LIKE, LOVE, DON'T LIKE AND HATE**



**2 - MAKE THREE SENTENCES WITH LOVE AND HATE:**

A:

A:

A:

**2 - MAKE FIVE SENTENCES WITH LIKE AND DON'T LIKE:**

A:

A:

A:

A:

A:



**1 - WRITE THE NAME OF 15 SPORTS:**

A:

**2 - MAKE FIVE SENTENCES WITH ACTIVITIES:**

A:

A:

A:

A:

A:



STEP ONE, UNIT THREE: ADJECTIVES!  
EXERCISE SIX: ADJECTIVES



1 - WRITE THE NAME OF 15 ADJECTIVES:

A:

2 - MAKE FIVE SENTENCES WITH ADJECTIVES:

A:

A:

A:

A:

A:

STEP ONE, UNIT ONE: PRONOUNS!  
EXERCISE SEVEN: A AND AN (ARTICLES)



1 - MAKE NINE SENTENCES WITH A/AN:

A:

A:

A:

A:

A:

A:

A:

A:

A:

**STEP ONE, UNIT ONE: PRONOUNS!**  
**EXERCISE EIGHT: TEXT COMPREHENSION (PAST SIMPLE)**



**1 - WRITE A TEXT WITH PAST FORM:**

A large, empty white rectangular area intended for writing a text using past forms.

**Não se esqueça de acessar nosso material complementar via link ou QR Code presentes em cada aula.**

**Para mais informações sobre os cursos do Aula Vaga Cursos acesse nosso site [www.aulavagacursos.com.br](http://www.aulavagacursos.com.br).**



**Aula  
Vaga  
Cursos**

**AULA VAGA CURSOS - ENGLISH COURSE  
STEP ONE - UNITS 1, 2 AND 3**

**Agradecemos por ter você como nosso aluno!**

**Está preparado para as unidades 4, 5 e 6?**



**Aula  
Vaga  
Cursos**



# Aula Vaga Cursos